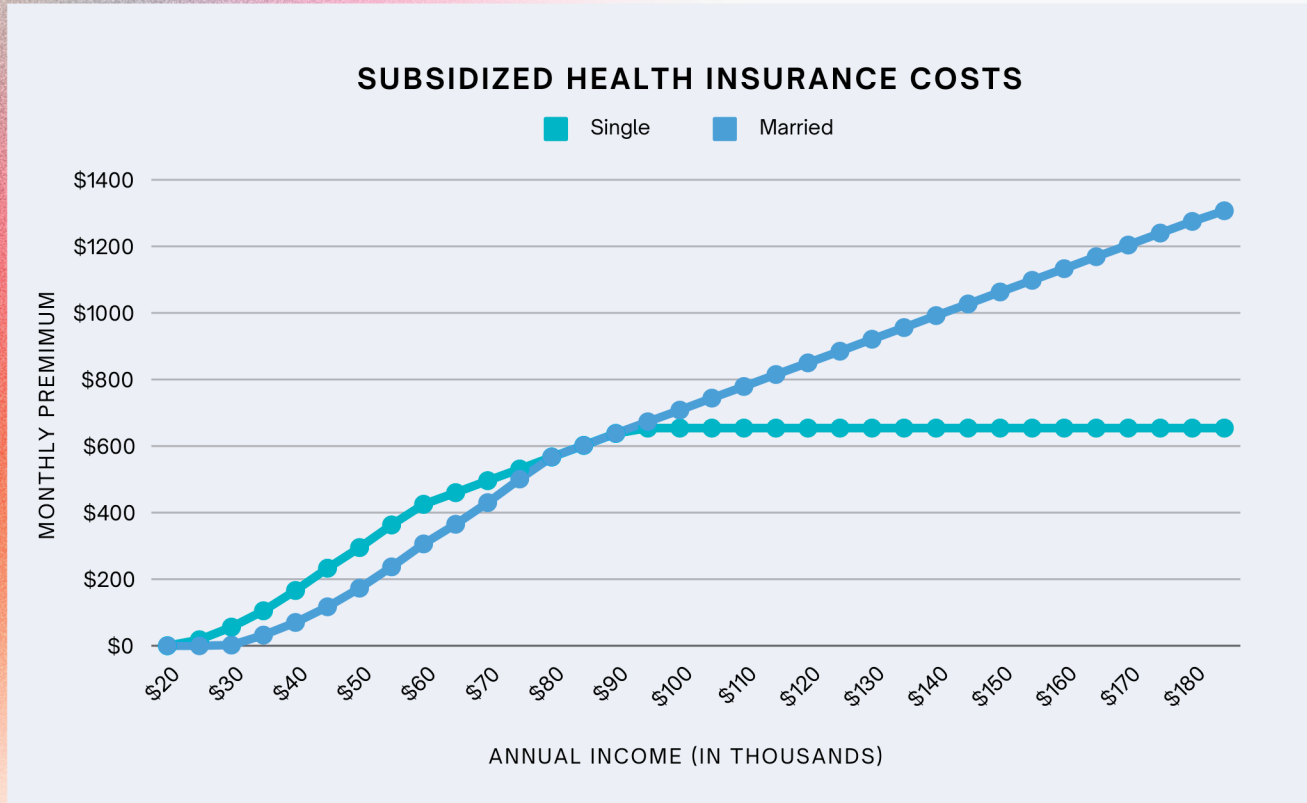


# Health Insurance Subsidies

20  
24

# 60-Year-Old - Silver Plan



Income	Approx. Subsidy	Monthly Premium	Income	Approx. Subsidy	Monthly Premium
\$20,000	Medicaid	\$0	\$60,000	\$229	\$425
\$25,000	\$636	\$18	\$65,000	\$193	\$460
\$30,000	\$598	\$56	\$70,000	\$158	\$496
\$35,000	\$549	\$105	\$75,000	\$122	\$531
\$40,000	\$488	\$166	\$80,000	\$87	\$567
\$45,000	\$420	\$233	\$85,000	\$52	\$602
\$50,000	\$359	\$295	\$90,000	\$16	\$638
\$55,000	\$290	\$363	\$95,000	\$0	\$654

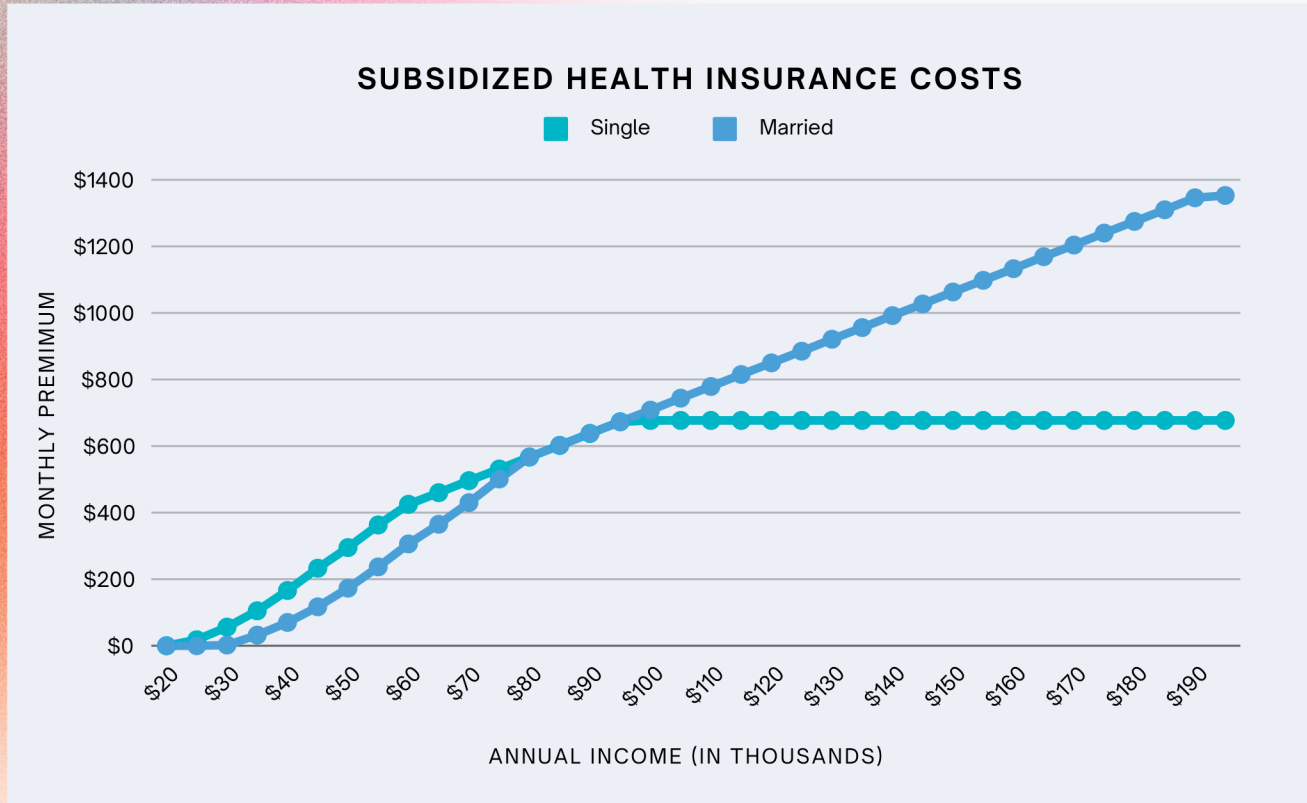
\*Assuming MN Resident | Data per www.kff.org

## Married - Age 60 - Silver Plan Health Insurance Subsidy & Cost

Income	Approx. Subsidy	Monthly Premium		Income	Approx. Subsidy	Monthly Premium
\$20,000	Medicaid	\$0		\$105,000	\$563	\$744
\$25,000	Medicaid	\$0		\$110,000	\$528	\$779
\$30,000	\$1,305	\$2		\$115,000	\$493	\$815
\$35,000	\$1,275	\$32		\$120,000	\$457	\$850
\$40,000	\$1,237	\$70		\$125,000	\$422	\$885
\$45,000	\$1,190	\$117		\$130,000	\$386	\$921
\$50,000	\$1,135	\$173		\$135,000	\$351	\$956
\$55,000	\$1,071	\$237		\$140,000	\$316	\$992
\$60,000	\$1,002	\$306		\$145,000	\$280	\$1,027
\$65,000	\$942	\$365		\$150,000	\$245	\$1,063
\$70,000	\$877	\$430		\$155,000	\$209	\$1,098
\$75,000	\$807	\$501		\$160,000	\$174	\$1,133
\$80,000	\$741	\$567		\$165,000	\$138	\$1,169
\$85,000	\$705	\$602		\$170,000	\$103	\$1,204
\$90,000	\$670	\$638		\$175,000	\$68	\$1,240
\$95,000	\$634	\$673		\$180,000	\$32	\$1,275
\$100,000	\$599	\$708		\$185,000	\$0	\$1,307

\*Assuming MN Resident | Data per [www.kff.org](http://www.kff.org)

# 61-Year-Old - Silver Plan



Income	Approx. Subsidy	Monthly Premium	Income	Approx. Subsidy	Monthly Premium
\$20,000	Medicaid	\$0	\$65,000	\$193	\$460
\$25,000	\$659	\$18	\$70,000	\$158	\$496
\$30,000	\$621	\$56	\$75,000	\$122	\$531
\$35,000	\$549	\$105	\$80,000	\$87	\$567
\$40,000	\$488	\$166	\$85,000	\$52	\$602
\$45,000	\$420	\$233	\$90,000	\$39	\$638
\$50,000	\$359	\$295	\$95,000	\$4	\$673
\$55,000	\$290	\$363	\$100,000	\$0	\$677
\$60,000	\$229	\$425			

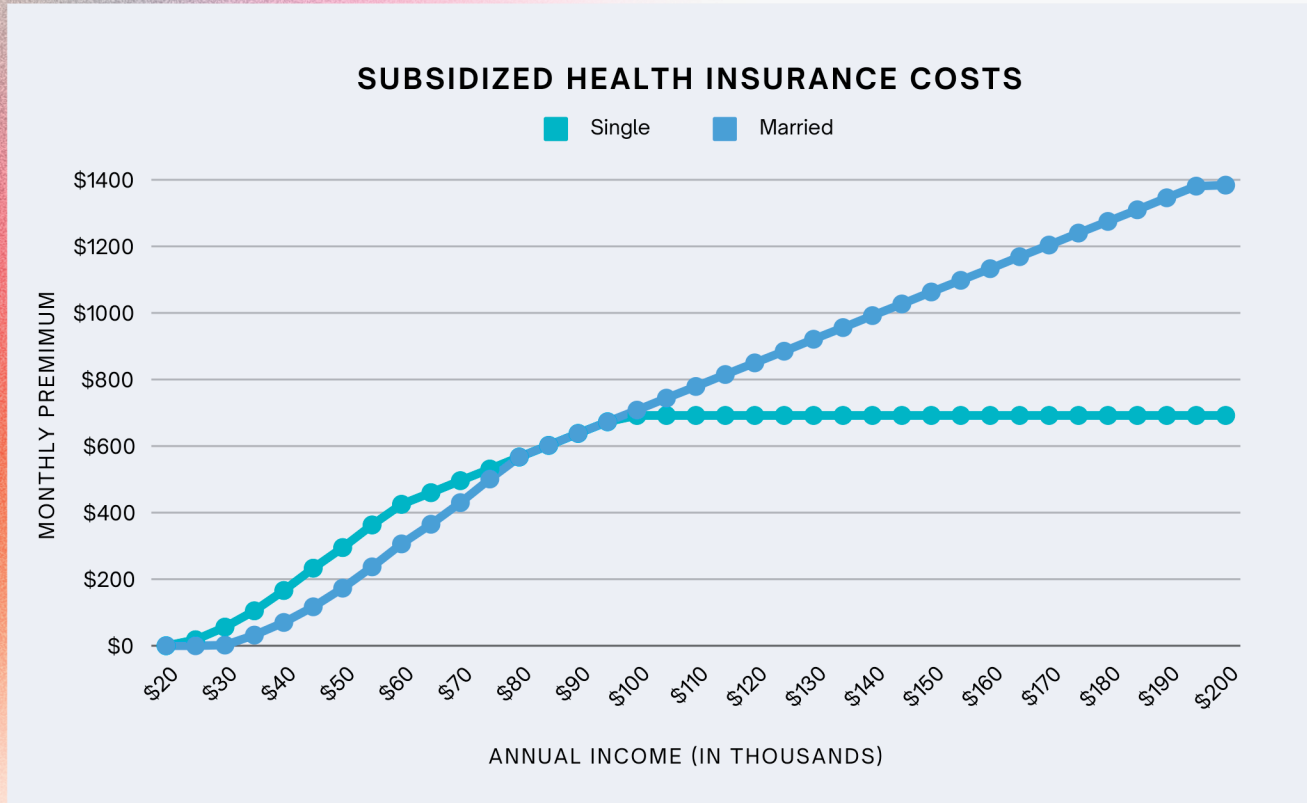
\*Assuming MN Resident | Data per www.kff.org

## Married - Age 61 - Silver Plan Health Insurance Subsidy & Cost

Income	Approx. Subsidy	Monthly Premium	Income	Approx. Subsidy	Monthly Premium
\$20,000	Medicaid	\$0	\$110,000	\$574	\$779
\$25,000	Medicaid	\$0	\$115,000	\$539	\$815
\$30,000	\$1,351	\$2	\$120,000	\$503	\$850
\$35,000	\$1,321	\$32	\$125,000	\$468	\$885
\$40,000	\$1,283	\$70	\$130,000	\$433	\$921
\$45,000	\$1,236	\$117	\$135,000	\$397	\$956
\$50,000	\$1,181	\$173	\$140,000	\$362	\$992
\$55,000	\$1,117	\$237	\$145,000	\$326	\$1,027
\$60,000	\$1,048	\$306	\$150,000	\$291	\$1,063
\$65,000	\$988	\$365	\$155,000	\$256	\$1,098
\$70,000	\$924	\$430	\$160,000	\$220	\$1,133
\$75,000	\$853	\$501	\$165,000	\$185	\$1,169
\$80,000	\$787	\$567	\$170,000	\$149	\$1,204
\$85,000	\$751	\$602	\$175,000	\$114	\$1,240
\$90,000	\$716	\$638	\$180,000	\$78	\$1,275
\$95,000	\$681	\$673	\$185,000	\$43	\$1,310
\$100,000	\$645	\$708	\$190,000	\$8	\$1,346
\$105,000	\$610	\$744	\$195,000	\$0	\$1,353

\*Assuming MN Resident | Data per [www.kff.org](http://www.kff.org)

# 62-Year-Old - Silver Plan



Income	Approx. Subsidy	Monthly Premium	Income	Approx. Subsidy	Monthly Premium
\$20,000	Medicaid	\$0	\$65,000	\$231	\$460
\$25,000	\$674	\$18	\$70,000	\$196	\$496
\$30,000	\$636	\$56	\$75,000	\$161	\$531
\$35,000	\$587	\$105	\$80,000	\$125	\$567
\$40,000	\$526	\$166	\$85,000	\$90	\$602
\$45,000	\$459	\$233	\$90,000	\$54	\$638
\$50,000	\$397	\$295	\$95,000	\$19	\$673
\$55,000	\$328	\$363	\$100,000	\$0	\$692
\$60,000	\$267	\$425			

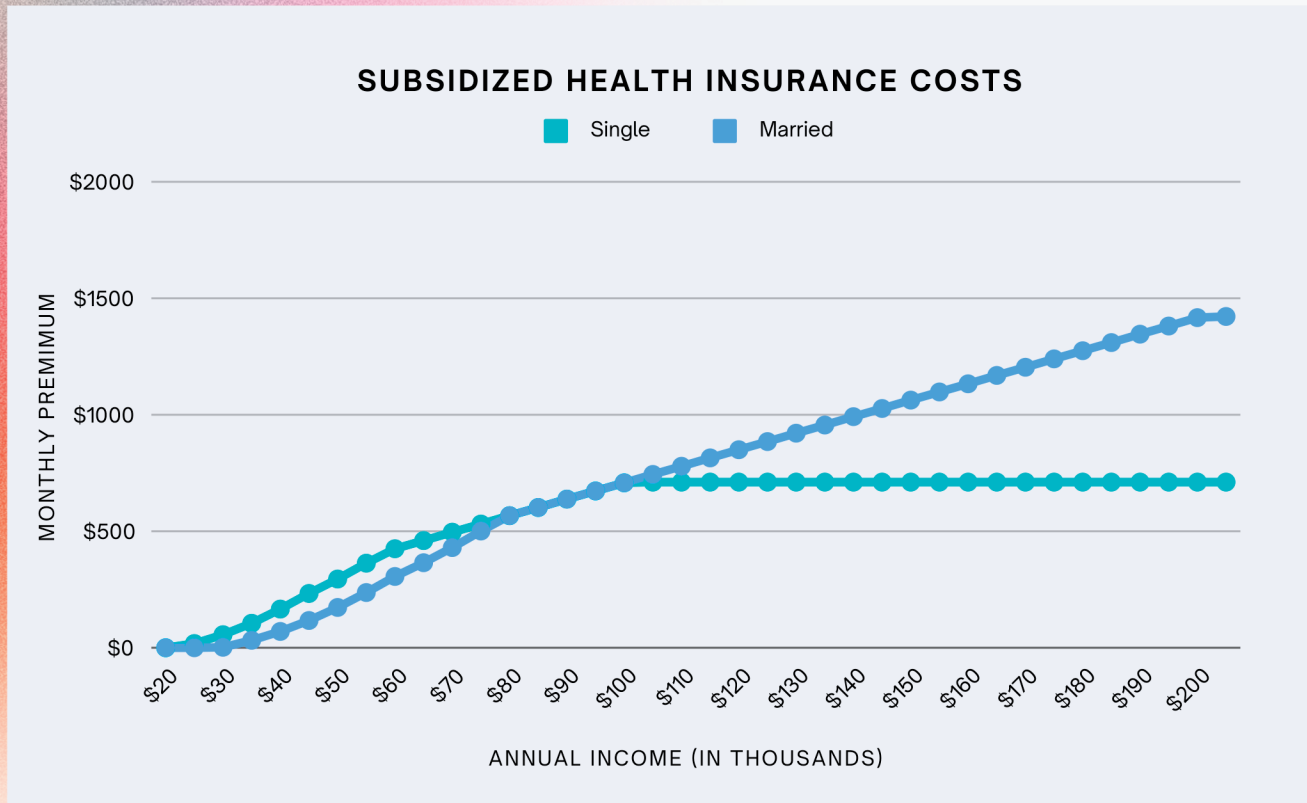
\*Assuming MN Resident | Data per www.kff.org

## Married - Age 62 - Silver Plan Health Insurance Subsidy & Cost

Income	Approx. Subsidy	Monthly Premium	Income	Approx. Subsidy	Monthly Premium
\$20,000	Medicaid	\$0	\$115,000	\$569	\$815
\$25,000	Medicaid	\$0	\$120,000	\$534	\$850
\$30,000	\$1,382	\$2	\$125,000	\$498	\$885
\$35,000	\$1,352	\$32	\$130,000	\$463	\$921
\$40,000	\$1,313	\$70	\$135,000	\$428	\$956
\$45,000	\$1,266	\$117	\$140,000	\$392	\$992
\$50,000	\$1,211	\$173	\$145,000	\$357	\$1,027
\$55,000	\$1,147	\$237	\$150,000	\$321	\$1,063
\$60,000	\$1,078	\$306	\$155,000	\$286	\$1,098
\$65,000	\$1,019	\$365	\$160,000	\$250	\$1,133
\$70,000	\$954	\$430	\$165,000	\$215	\$1,169
\$75,000	\$883	\$501	\$170,000	\$180	\$1,204
\$80,000	\$817	\$567	\$175,000	\$144	\$1,240
\$85,000	\$782	\$602	\$180,000	\$109	\$1,275
\$90,000	\$746	\$638	\$185,000	\$73	\$1,310
\$95,000	\$711	\$673	\$190,000	\$38	\$1,346
\$100,000	\$675	\$708	\$195,000	\$3	\$1,353
\$105,000	\$640	\$744	\$200,000	\$0	\$1,384
\$110,000	\$605	\$779			

\*Assuming MN Resident | Data per [www.kff.org](http://www.kff.org)

# 63-Year-Old - Silver Plan



Income	Approx. Subsidy	Monthly Premium	Income	Approx. Subsidy	Monthly Premium
\$20,000	Medicaid	\$0	\$65,000	\$250	\$460
\$25,000	\$693	\$18	\$70,000	\$215	\$496
\$30,000	\$655	\$56	\$75,000	\$180	\$531
\$35,000	\$606	\$105	\$80,000	\$144	\$567
\$40,000	\$545	\$166	\$85,000	\$109	\$602
\$45,000	\$478	\$233	\$90,000	\$73	\$638
\$50,000	\$416	\$295	\$95,000	\$38	\$673
\$55,000	\$347	\$363	\$100,000	\$3	\$692
\$60,000	\$286	\$425	\$105,000	\$0	\$711

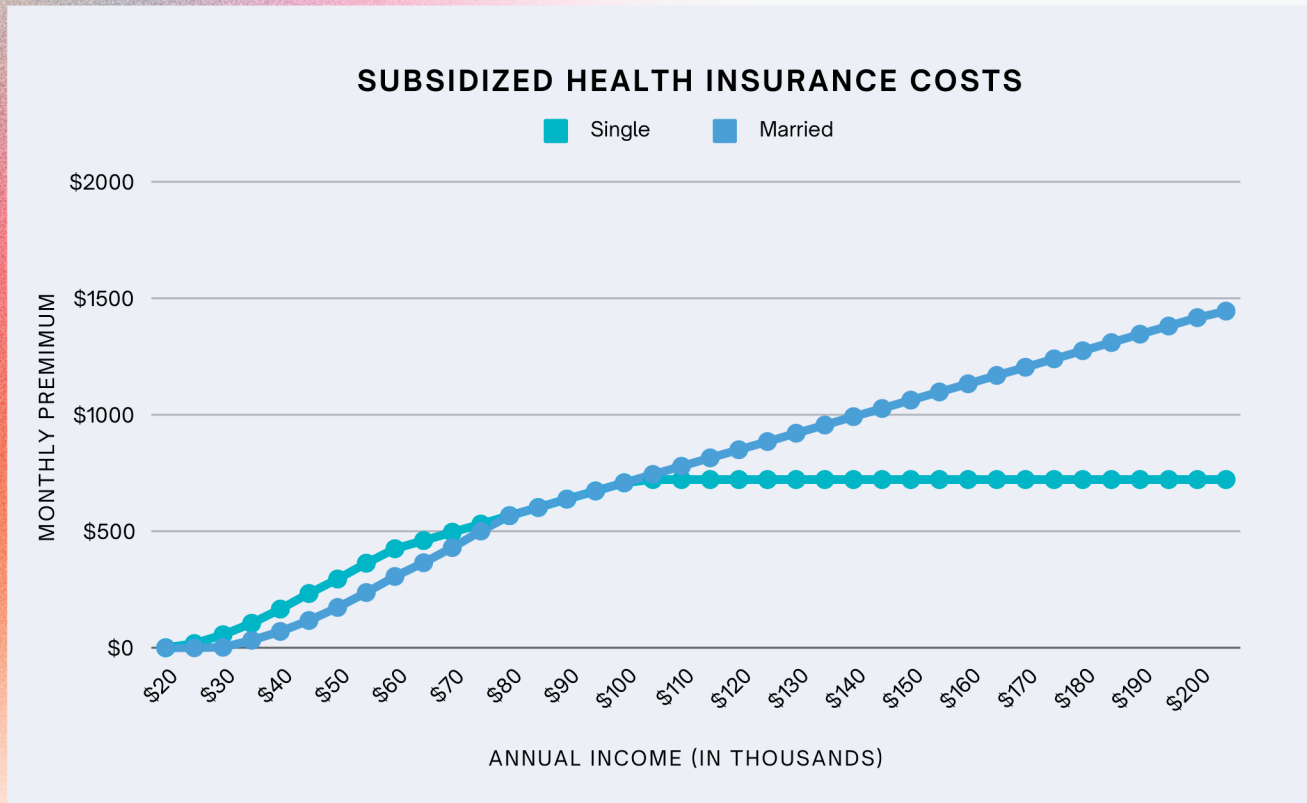
\*Assuming MN Resident | Data per www.kff.org

## Married - Age 63 - Silver Plan Health Insurance Subsidy & Cost

Income	Approx. Subsidy	Monthly Premium	Income	Approx. Subsidy	Monthly Premium
\$20,000	Medicaid	\$0	\$115,000	\$607	\$815
\$25,000	Medicaid	\$0	\$120,000	\$572	\$850
\$30,000	\$1,420	\$2	\$125,000	\$536	\$885
\$35,000	\$1,390	\$32	\$130,000	\$501	\$921
\$40,000	\$1,351	\$70	\$135,000	\$466	\$956
\$45,000	\$1,304	\$117	\$140,000	\$430	\$992
\$50,000	\$1,249	\$173	\$145,000	\$395	\$1,027
\$55,000	\$1,185	\$237	\$150,000	\$359	\$1,063
\$60,000	\$1,116	\$306	\$155,000	\$324	\$1,098
\$65,000	\$1,057	\$365	\$160,000	\$288	\$1,133
\$70,000	\$992	\$430	\$165,000	\$253	\$1,169
\$75,000	\$921	\$501	\$170,000	\$218	\$1,204
\$80,000	\$855	\$567	\$175,000	\$182	\$1,240
\$85,000	\$820	\$602	\$180,000	\$147	\$1,275
\$90,000	\$784	\$638	\$185,000	\$111	\$1,310
\$95,000	\$749	\$673	\$190,000	\$76	\$1,346
\$100,000	\$713	\$708	\$195,000	\$41	\$1,381
\$105,000	\$678	\$744	\$200,000	\$5	\$1,417
\$110,000	\$643	\$779	\$205,000	\$0	\$1,422

\*Assuming MN Resident | Data per www.kff.org

# 64-Year-Old - Silver Plan



Income	Approx. Subsidy	Monthly Premium	Income	Approx. Subsidy	Monthly Premium
\$20,000	Medicaid	\$0	\$65,000	\$262	\$460
\$25,000	\$705	\$18	\$70,000	\$227	\$496
\$30,000	\$667	\$56	\$75,000	\$191	\$531
\$35,000	\$617	\$105	\$80,000	\$156	\$567
\$40,000	\$557	\$166	\$85,000	\$120	\$602
\$45,000	\$489	\$233	\$90,000	\$85	\$638
\$50,000	\$428	\$295	\$95,000	\$50	\$673
\$55,000	\$359	\$363	\$100,000	\$14	\$708
\$60,000	\$297	\$425	\$105,000	\$0	\$722

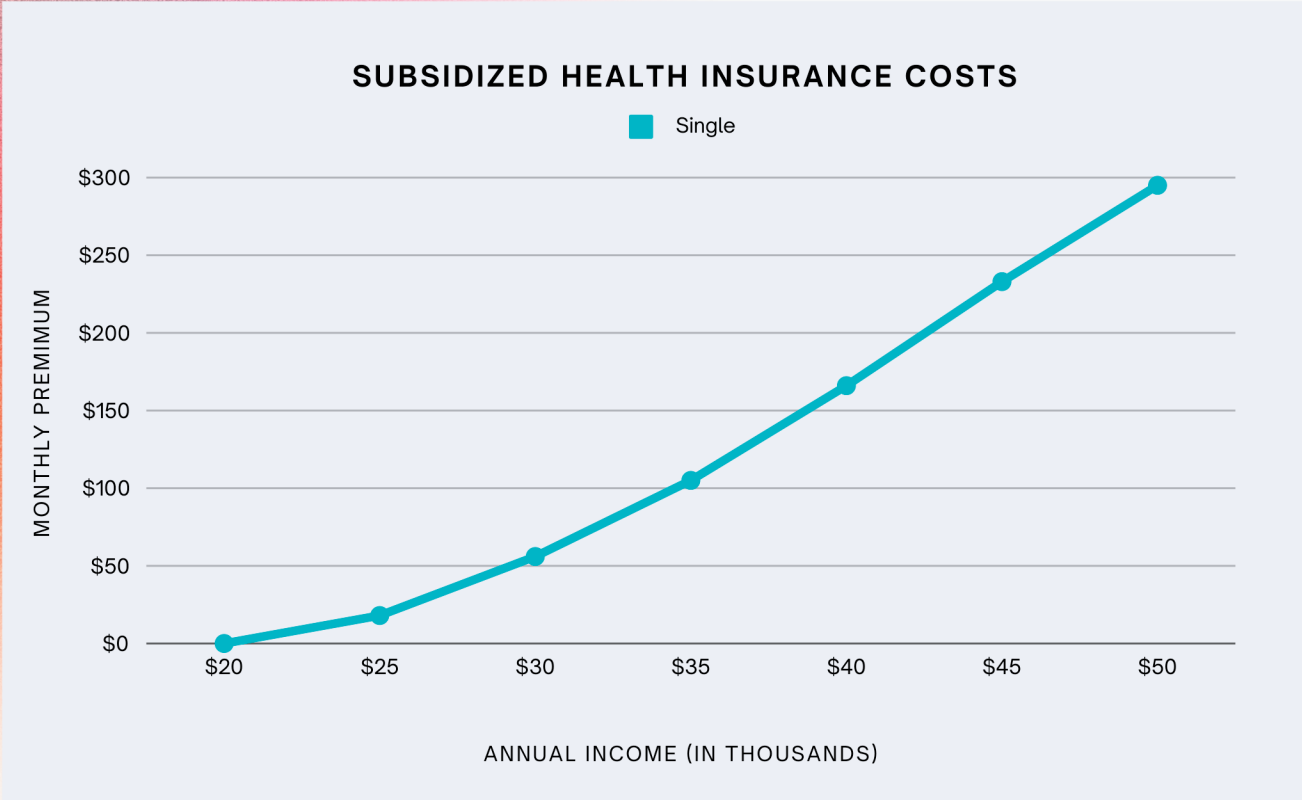
\*Assuming MN Resident | Data per www.kff.org

## Married - Age 64 - Silver Plan Health Insurance Subsidy & Cost

Income	Approx. Subsidy	Monthly Premium	Income	Approx. Subsidy	Monthly Premium
\$20,000	Medicaid	\$0	\$115,000	\$630	\$815
\$25,000	Medicaid	\$0	\$120,000	\$595	\$850
\$30,000	\$1,443	\$2	\$125,000	\$560	\$885
\$35,000	\$1,413	\$32	\$130,000	\$524	\$921
\$40,000	\$1,375	\$70	\$135,000	\$489	\$956
\$45,000	\$1,328	\$117	\$140,000	\$453	\$992
\$50,000	\$1,272	\$173	\$145,000	\$418	\$1,027
\$55,000	\$1,208	\$237	\$150,000	\$382	\$1,063
\$60,000	\$1,139	\$306	\$155,000	\$347	\$1,098
\$65,000	\$1,080	\$365	\$160,000	\$312	\$1,133
\$70,000	\$1,015	\$430	\$165,000	\$276	\$1,169
\$75,000	\$944	\$501	\$170,000	\$241	\$1,204
\$80,000	\$878	\$567	\$175,000	\$205	\$1,240
\$85,000	\$843	\$602	\$180,000	\$170	\$1,275
\$90,000	\$807	\$638	\$185,000	\$135	\$1,310
\$95,000	\$772	\$673	\$190,000	\$99	\$1,346
\$100,000	\$737	\$708	\$195,000	\$64	\$1,381
\$105,000	\$701	\$744	\$200,000	\$28	\$1,417
\$110,000	\$666	\$779	\$205,000	\$0	\$1,445

\*Assuming MN Resident | Data per www.kff.org

# 25-Year-Old - Silver Plan



Income	Approx. Subsidy	Monthly Premium
\$20,000	Medicaid	\$0
\$25,000	\$224	\$18
\$30,000	\$186	\$56
\$35,000	\$137	\$105
\$40,000	\$76	\$166
\$45,000	\$9	\$233
\$50,000	\$0	\$242

\*Assuming MN Resident | Data per www.kff.org